




20 Nov, 2025

# Two-Step Domain Update in CDI-PC

Ankur Vijayvargiya,  
Senior Manager, Product Management

Where data & AI come to **LIFE**

# Housekeeping Tips



- Today's Webinar is scheduled for **1 hour**
- The session will include a webcast and then your questions will be answered live at the end of the presentation
- All dial-in participants will be muted to enable the speakers to present without interruption
- Questions can be submitted to "All Panelists" via the **Q&A option** and we will respond at the end of the presentation
- The webinar is **being recorded** and will be available on our [Success Portal](#) - where you can download the **slide deck** for the presentation. The link to the recording will be emailed as well.
- Please take time to complete the **post-webinar survey** and provide your feedback and suggestions for upcoming topics.

# Feature Rich Success Portal



Bootstrap trial and  
POC Customers



Enriched Customer  
Onboarding  
experience



Product Learning  
Paths and Weekly  
Expert Sessions



Informatica  
Concierge



Tailored training and  
content  
recommendations

# More Information



## Success Portal

<https://success.informatica.com>



## Communities & Support

<https://network.informatica.com>



## Documentation

<https://docs.informatica.com>



## University

<https://www.informatica.com/in/services-and-training/informatica-university.html>

# Safe Harbor

The information being provided today is for informational purposes only. The development, release, and timing of any Informatica product or functionality described today remain at the sole discretion of Informatica and should not be relied upon in making a purchasing decision.

Statements made today are based on currently available information, which is subject to change. Such statements should not be relied upon as a representation, warranty or commitment to deliver specific products or functionality in the future.

# Agenda

1

Introduction

2

Overview of Domain update modes in CDI-PC

3

Deep dive into the two-step update process

4

Best practices for planning and execution

5

Demo of one-step vs two-step update

6

Q & A

# CDI-PC Release Cadence



## Mandatory Releases

**Schedule:** Biannual Updates, April & October, aligns with IDMC Cloud Major releases

**Includes:** Features, security, bug fixes and PAM updates for cloud & on-premises components

**Thick client updates:** Currently not mandatory

**Grace Period:** 90-day

**Post-grace:** Un-updated domains switch to Obsolete/Offline mode



## Optional Releases

**Schedule:** **Optional**, on need basis

**Includes:** Cloud and/or on-premises fixes, and can include security, bug fixes and PAM updates.

**Thick client updates:** Currently not mandatory

**Cloud-only release:** No on-prem package changes , auto applied ,(cannot be skipped).

**Optional :** can be skipped

**Grace Period:** N/A



## EBF/Patch Delivery

**CDI-PC EBFs** are available on the existing supported release, and they can be applied from IDMC

# CDI-PC Updates and Patches



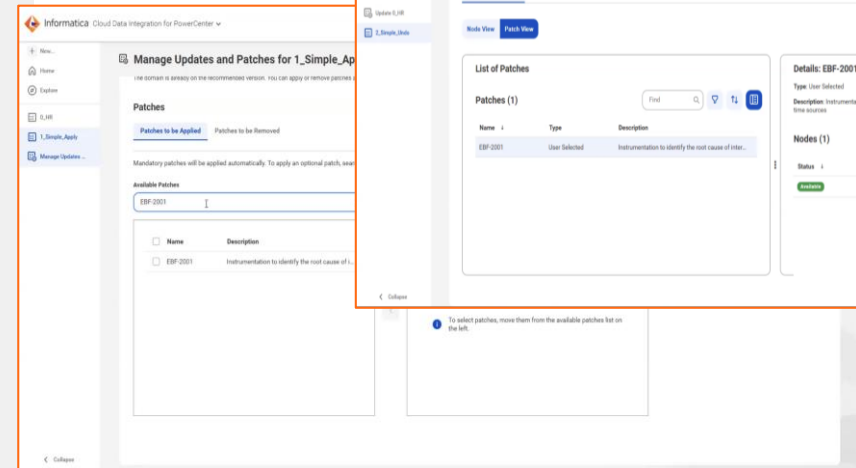
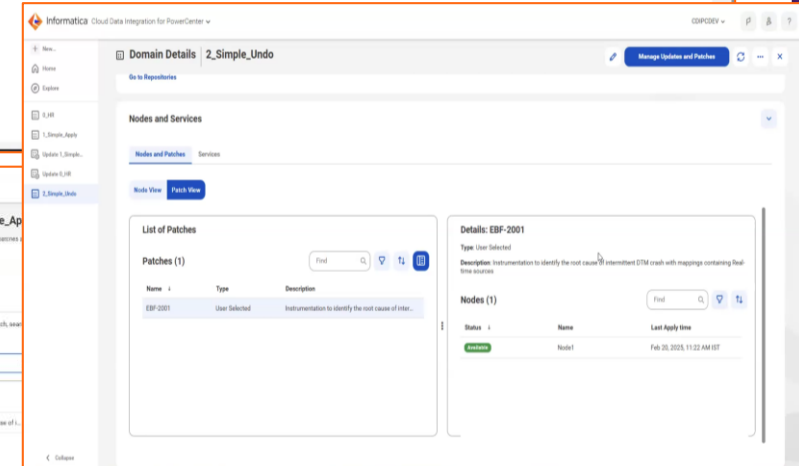
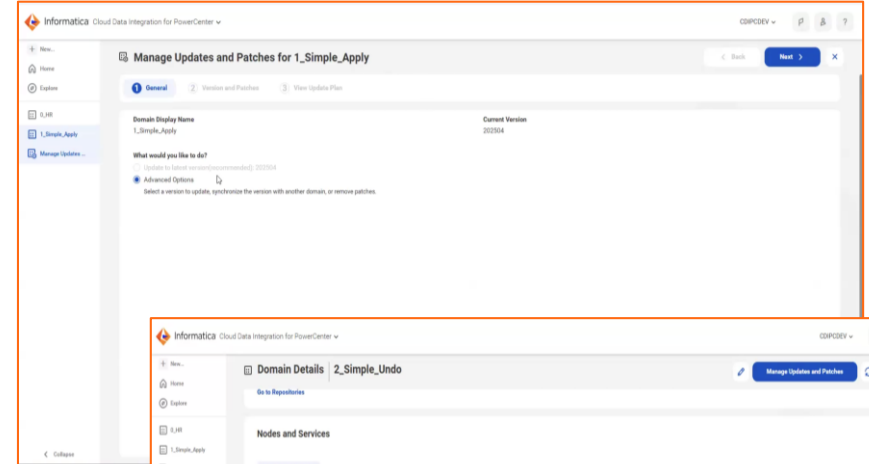
## Key Highlights

- **IDMC-Driven One-Click** update and patch management
- **Intelligent Conflict Resolution** & Automated Recovery
- Effortless Integration for an **Optimized SDLC**



## Benefits

- **One-click automation** eliminates manual effort
- **Smart conflict resolution** ensures smooth updates
- **Automated recovery** for continuous stability
- Ensures CDI-PC remains **secure, compliant, and up to date**
- **Fewer errors, faster patches, greater efficiency**



# Domain update modes

The screenshot shows the Informatica Cloud Data Integration for PowerCenter interface. The main heading is "Manage Updates and Patches for ISPDomain\_v". The interface includes a navigation sidebar on the left with options like "New...", "Home", "Explore", "My Jobs", "ISPDomain\_v", and "Manage Updates ...". The main content area has three tabs: "General" (selected), "Version and Patches", and "View Update Plan".

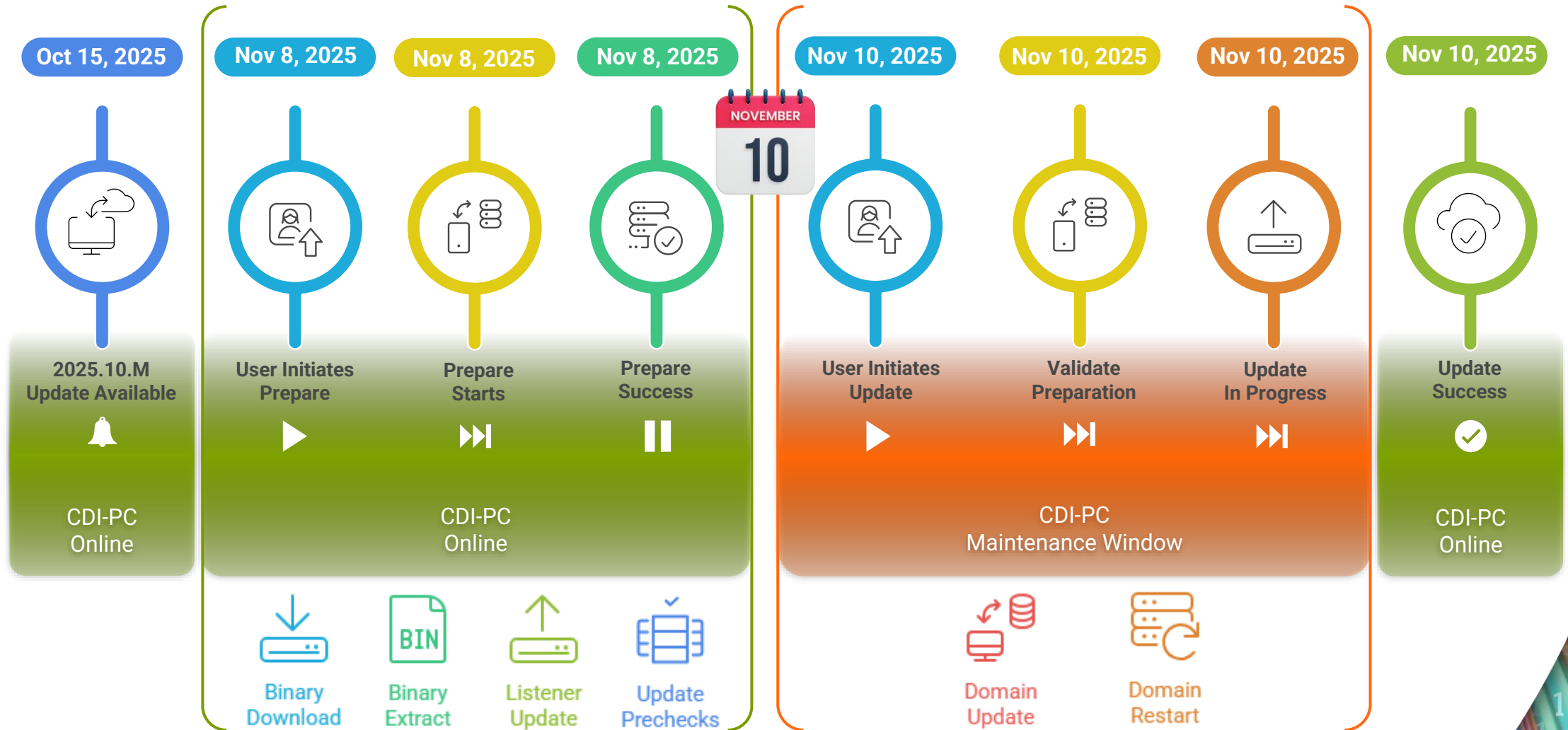
Key information displayed includes:

- Domain Display Name:** ISPDomain\_v
- Current Version:** 202510
- What would you like to do?**
  - Update to latest version(recommended): 202510
  - Advanced Options**  
Select a version to update, synchronize the version with another domain, or remove patches.
- Choose the update method**
  - One-step Update  
Prepare and update all nodes in the domain as a single step.
  - Two-step Update**  
Prepare all the nodes first without shutting down the domain. After the prepare step is complete, you can initiate the update step at your convenience. Return to the "View Update Status" page, and click Update Domain.

A purple callout bubble points to the "Two-step Update" option with the text "Two step update (New!)".

# Two Step update - Strategy

## Prepare Ahead | 2 Step Update



# Two Step update - Salient Aspects

## Refining Update

---

### Prepare ≠ Update

Preparation Segregated from Maintenance Window

---

Prepare 1 week prior to Maintenance Window | Ideal for Prod

---

### Two Update Modes

Current | 1 Step | Prepare » Update

---

New | 2 Step | Prepare » Pause » Update | Built for Patches & Updates

---

### Additional checks during Preparation

Identify Potential issues before Maintenance Window

---

### Adapts to Domain/Release changes

Regenerate Plan before Update

Validate Preparation before Update

---

# Best Practices for Two-Step Update in CDI-PC

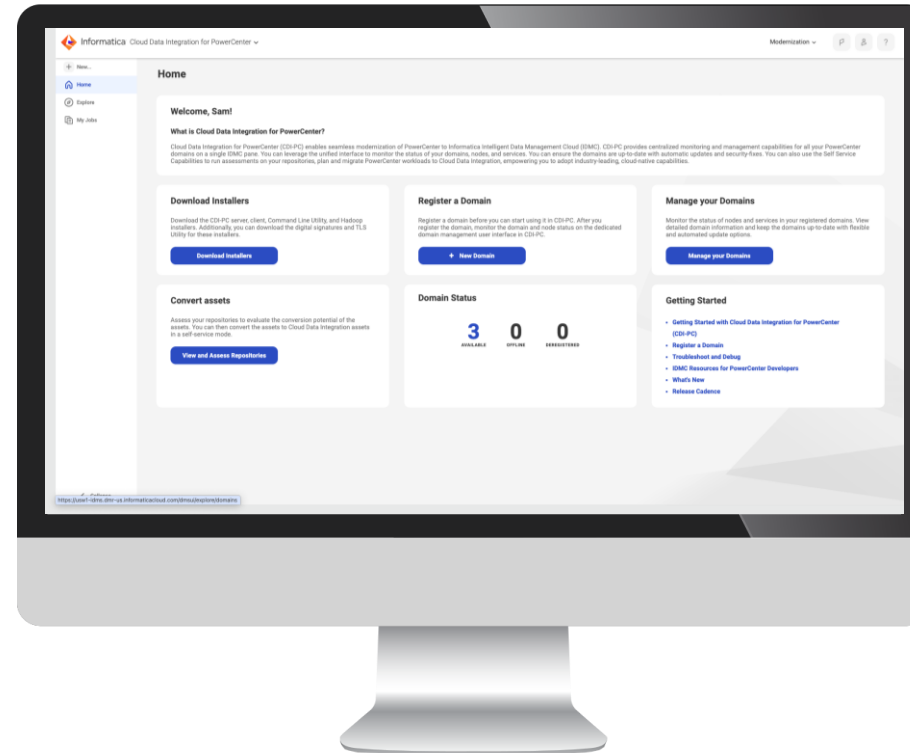
## Preparation Phase

- ✓ **Plan Ahead:** Schedule the preparation well before the maintenance window.
- ✓ **Validate Readiness:** Ensure all dependencies and configurations are aligned.
- ✓ **Monitor Status:** Confirm the domain remains functional post-preparation.

## Update Phase

- ✓ **Use Maintenance Window:** Execute the final update during low-traffic hours.
- ✓ **Communicate Clearly:** Notify stakeholders about timing and expected impact.
- ✓ **Post-Update Checks:** Verify domain stability and functionality after execution.
- **Tip:** Always track the update status to avoid confusion between phases.

# DEMO

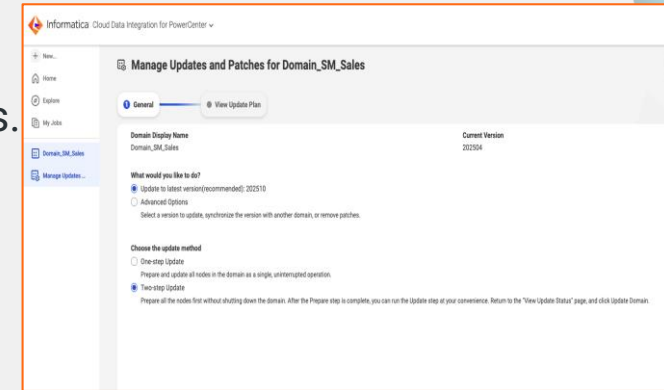


# CDI-PC - Two step update process



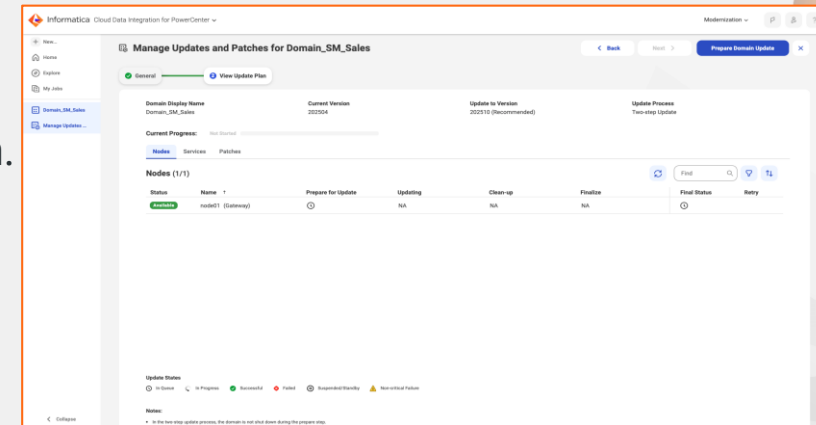
## Key Highlights

- **Preparation Decoupled from Update** – Prepare in advance without disrupting operations.
- **Controlled Execution** – Apply updates during maintenance for minimal downtime.
- **Patch-Ready Design** – Optimized for incremental changes with better predictability.
- **Clear Status Tracking** – Full visibility of preparation and update phases.



## Benefits

- **Minimized Downtime** – Preparation happens in advance, reducing maintenance window impact.
- **Higher Predictability** – Issues identified early, ensuring smoother final updates.
- **Improved Efficiency** – Faster patches and fewer errors with structured execution.





# Q & A

Where data & AI come to **LIFE**